

A modular unit consisting of a controller and reader with optional vandalism protection



Controller



Reader



Reader with vandalism protection

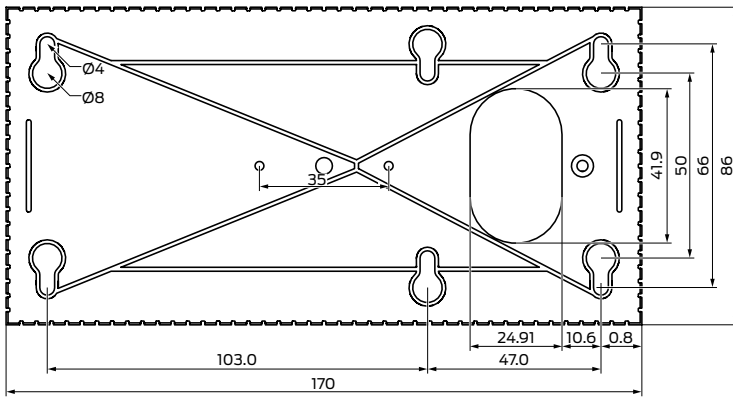
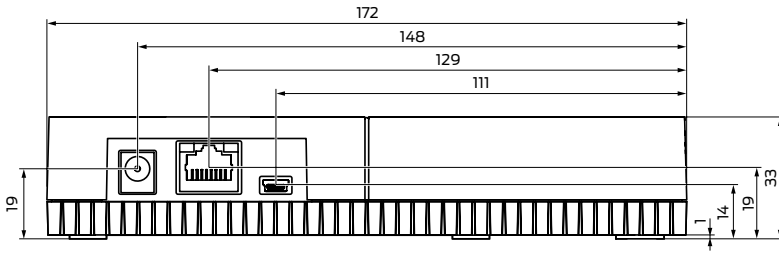
// **FEATURES**

- ❑ Intelligent networked control unit used to extend any locking system
- ❑ High-performance gateway in a virtual network – updated access rights transmitted to identification media
- ❑ Connection option for the Smart Output Module (e.g. lift control)
- ❑ Access event logging differentiated by readers
- ❑ Extremely robust, scratchproof housing:
 - :: Increased wall thickness
 - :: Glass-fibre reinforced plastic
 - :: Impact protection rating IK09
- ❑ Visual and audible feedback on the operating status also in combination with the SREL3.COVER vandalism protection frame
- ❑ Supports active and passive technology
- ❑ Connection of up to three readers to a controller with a maximum cable length of 150 m
- ❑ Also available in waterproof .WP version
- ❑ Can be combined with the additional SREL3.COVER vandalism protection:
 - :: Easy installation, even in pattress boxes
 - :: Improved leverage protection
- ❑ Reader and cover available in black grey and white housing

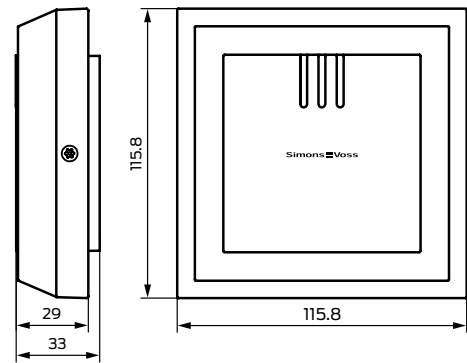
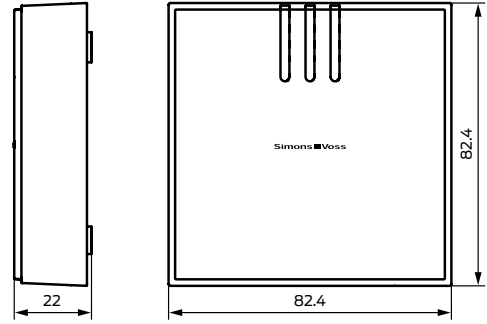
// **TECHNICAL DATA**

	// SmartRelay 3 Advanced Controller	// SmartRelay 3 LED reader
Variants	<ul style="list-style-type: none"> ❑ Basic version (SREL3.CTR.ADV.G2) ❑ Basic version with access control, time zone management and events logging (SREL3.CTR.ADV.ZK.G2) 	<ul style="list-style-type: none"> ❑ White housing: SREL3.EXT2.G2.W(.WP) ❑ White housing with vandalism protection: SREL3.EXT2.G2.W.COVER(.WP) ❑ Black-grey housing: SREL3.EXT2.G2.GY(.WP) ❑ Black grey housing with vandalism protection: SREL3.EXT2.G2.GY.COVER(.WP) ❑ All products are also available in a waterproof version (.WP)
Dimensions (W x H x D)	172 x 86 x 33 mm	82.4 x 82.4 x 22 mm / with protective frame: about 115.8 x 115.8 x 33 mm
Standard protection rating	❑ IP20	❑ IP20 ❑ IP65 for WP version ❑ IK09
Power supply	Power-over-Ethernet (PoE) <ul style="list-style-type: none"> ❑ Compliant with IEEE 802.3af ❑ PoE budget to be provided: max. 10 W (includes up to three readers powered by the controller) External power supply unit <ul style="list-style-type: none"> ❑ $V_{IN}: 9 V_{DC} - 32 V_{DC}$ ❑ Connection via screw terminals or round plug 	Via the SREL3 ADV Controller Alternatively via external power supply
Interfaces/connections	<ul style="list-style-type: none"> ❑ Initial programming via mini-USB connection ❑ Subsequent programming via Ethernet (TCP/IP) ❑ Connection for up to three external readers ❑ Serial interface 	<ul style="list-style-type: none"> ❑ RS485: Interface to SREL3 ADV Controller, number of connections: 1, max. range: 150 m (CAT5, shielded) ❑ RFID: 13.56Hz compatible (MIFARE® Classic, MIFARE® DESFire®) Range: 0 mm to 15 mm max. (card format) ❑ B-field: compatible with SimonsVoss transponders Range: 0 cm min. to 60 cm max. (Transponder)
Signalling	❑ LED: multi-coloured	❑ LED: multi-coloured with piezo
Temperature range	Operating: -25 °C to +60 °C Storage: 0 °C to +30 °C (> 1 week)	Operating: -25 °C to +60 °C Storage: 0 °C to +30 °C (> 1 week)
Humidity	Max. 90%, non-condensing	Max. 90%, non-condensing

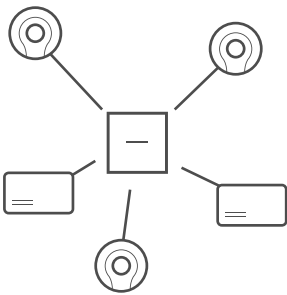
// CONTROLLER



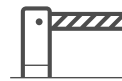
// READER



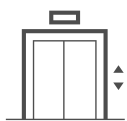
// EXAMPLES OF USE



Virtual network
Booking station to update access rights



Switching
of elements such as doors, barriers, roller shutters and garage doors



Lift control
Individual access rights for different floors



Connection to external systems such as a canteen billing system via a serial interface