

SMART CARD

IN THE SYSTEM 3060 THE SMART CARD SERVES AS
A MEANS OF IDENTIFICATION, OPERATING THE FOLLOWING:



DIGITAL LOCKING CYLINDERS




Hold the SmartCard directly in front of the cylinder knob.



Wait for the visual signal indicating that the locking cylinder has engaged.



Then turn the knob of the digital locking cylinder in the direction of opening ...



... in order to open the door.



DIGITAL SMART HANDLES



Hold the SmartCard in front of the SmartHandle reader unit.




Wait for the visual signal indicating that the SmartHandle has engaged.




Then press the handle down ...




... in order to open the door.



COMPACT READERS



Hold the SmartCard in front of the reader unit of the CompactReader.



Wait for the visual signal indicating that the CompactReader has effected release.



The SmartRelais allows e.g. an electric door opener to release a door ...



... or a barrier to be opened.