

Connections and ports

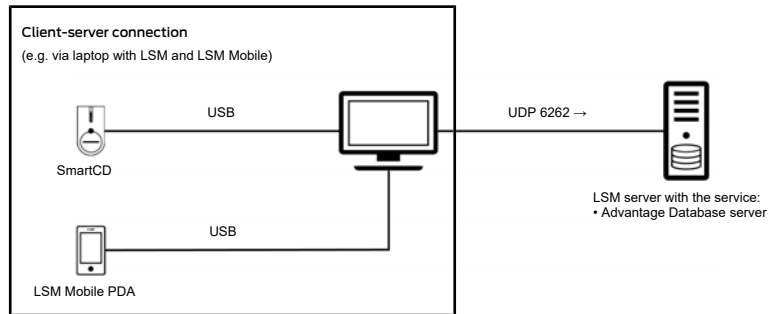
Communication matrix

21.01.2025

Table of contents

1.	LSM OFFLINE	3
2.	LSM ONLINE	4
3.	LSM ONLINE + external CommNode server/LON network	5
4.	LSM transponder terminal.....	6
5.	LSM Virtual Network (SREL2).....	7
6.	LSM Virtual network (SREL3)	8
7.	LSM Terminalserver + ONLINE.....	9
8.	AXM services and ports used.....	11

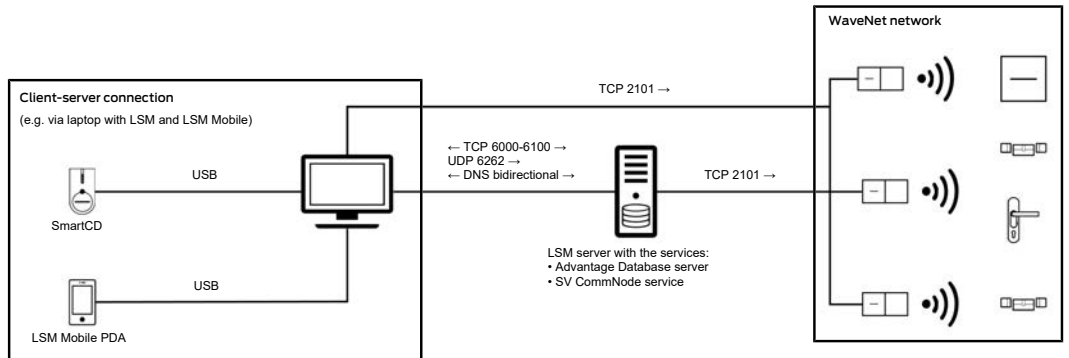
1. LSM OFFLINE



Application	Port	Connection
LSM GUI to the Advantage Database Server	UDP 6262	client → server

Tab. 1: Port description

2. LSM ONLINE

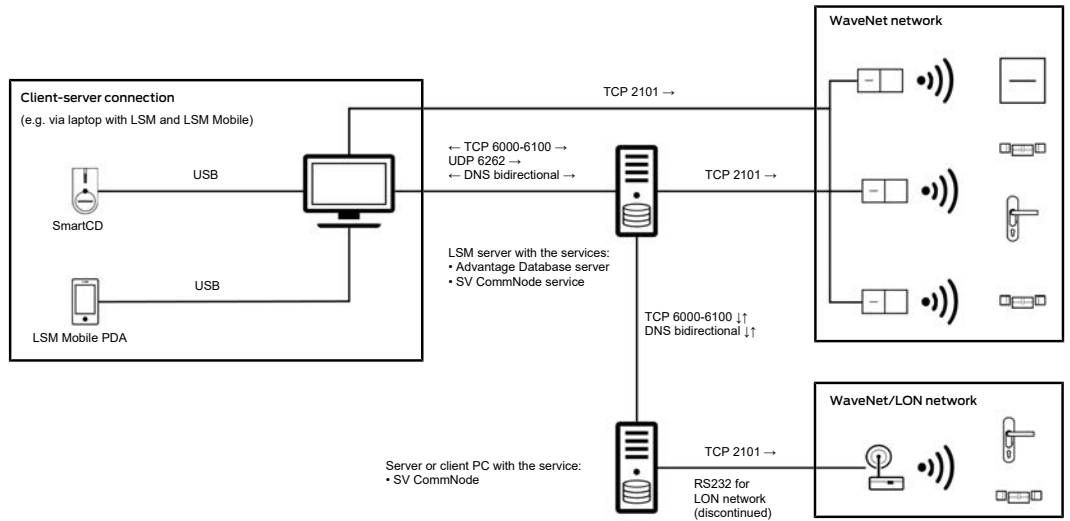


Application	Port	Connection
Configuration of WaveNet components via WaveNet Manager from the client	TCP 2101	client → WaveNet
SV CommNode server to WaveNet	TCP 2101	server → WaveNet
SV CommNode server to the LSM GUI	TCP 6000-6100	server → client
LSM GUI to SV CommNode server	TCP 6000-6100	client → server
LSM GUI to the Advantage Database server	UDP 6262	client → server

Tab. 2: Port description

Bidirectional DNS resolution is required for communication between LSM GUI and SV CommNode server and vice versa or between SV CommNode server and SV CommNode and vice versa.

3. LSM ONLINE + external CommNode server/LON network

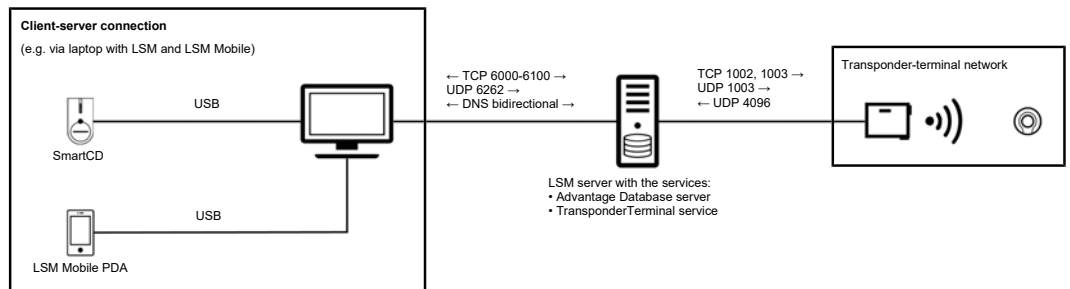


Application	Port	Connection
Configuration of WaveNet components via WaveNet Manager from the client	TCP 2101	client → WaveNet
SV CommNode server to WaveNet	TCP 2101	server → WaveNet
WaveNet to SV CommNode server	TCP 2101	WaveNet → server
SV CommNode server to the LSM GUI	TCP 6000-6100	server → client
LSM GUI to SV CommNode server	TCP 6000-6100	client → server
SV CommNode server to SV CommNode	TCP 6000-6100	server → LON server
SV CommNode to SV CommNode server	TCP 6000-6100	LON server → server
LSM GUI to the Advantage Database server	UDP 6262	client → server

Tab. 3: Port description

Bidirectional DNS resolution is required for communication between LSM GUI and SV CommNode server and vice versa or between SV CommNode server and SV CommNode and vice versa.

4. LSM transponder terminal

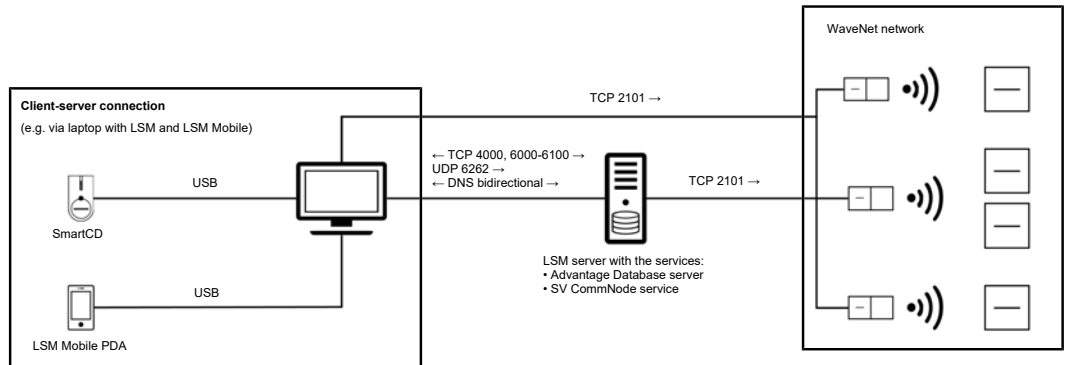


Application	Port	Connection
Transponder terminal service to the transponder terminal	TCP 1002, 1003	server → transponder terminal
Advantage Database server and Transponder Terminal Service to LSM-GUI	TCP 6000-6100	server → client
Transponder terminal console and LSM GUI to transponder terminal service	TCP 6000-6100	client → server
Transponder terminal service to the transponder terminal	UDP 1003	server → transponder terminal
Transponder terminal to transponder terminal service	UDP 4096	transponder terminal → server
LSM GUI to the Advantage Database server	UDP 6262	client → server

Tab. 4: Port description

Bidirectional DNS resolution is required for communication between LSM GUI and SV CommNode server and vice versa.

5. LSM Virtual Network (SREL2)

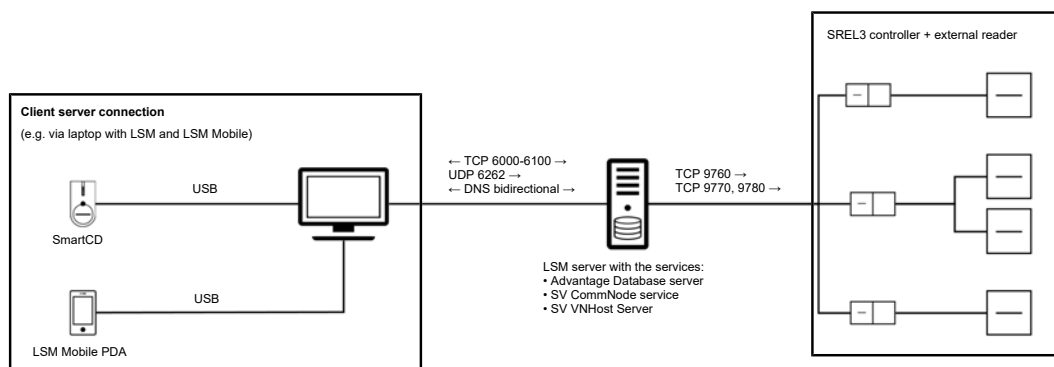


Application	Port	Connection
Configuration of WaveNet components via WaveNet Manager from the client	TCP 2101	client → WaveNet
SV CommNode server to WaveNet	TCP 2101	server → WaveNet
VNSrv.exe to SV CommNode server	TCP 4000	server → server
Advantage Database server and SV CommNode server to LSM-GUI	TCP 6000-6100	server → client
LSM-GUI to SV CommNode server	TCP 6000-6100	client → server
LSM-GUI to Advantage Database server	UDP 6262	client → server

Tab. 5: Port description

Bidirectional DNS resolution is required for communication between LSM GUI and SV CommNode server and vice versa.

6. LSM Virtual network (SREL3)

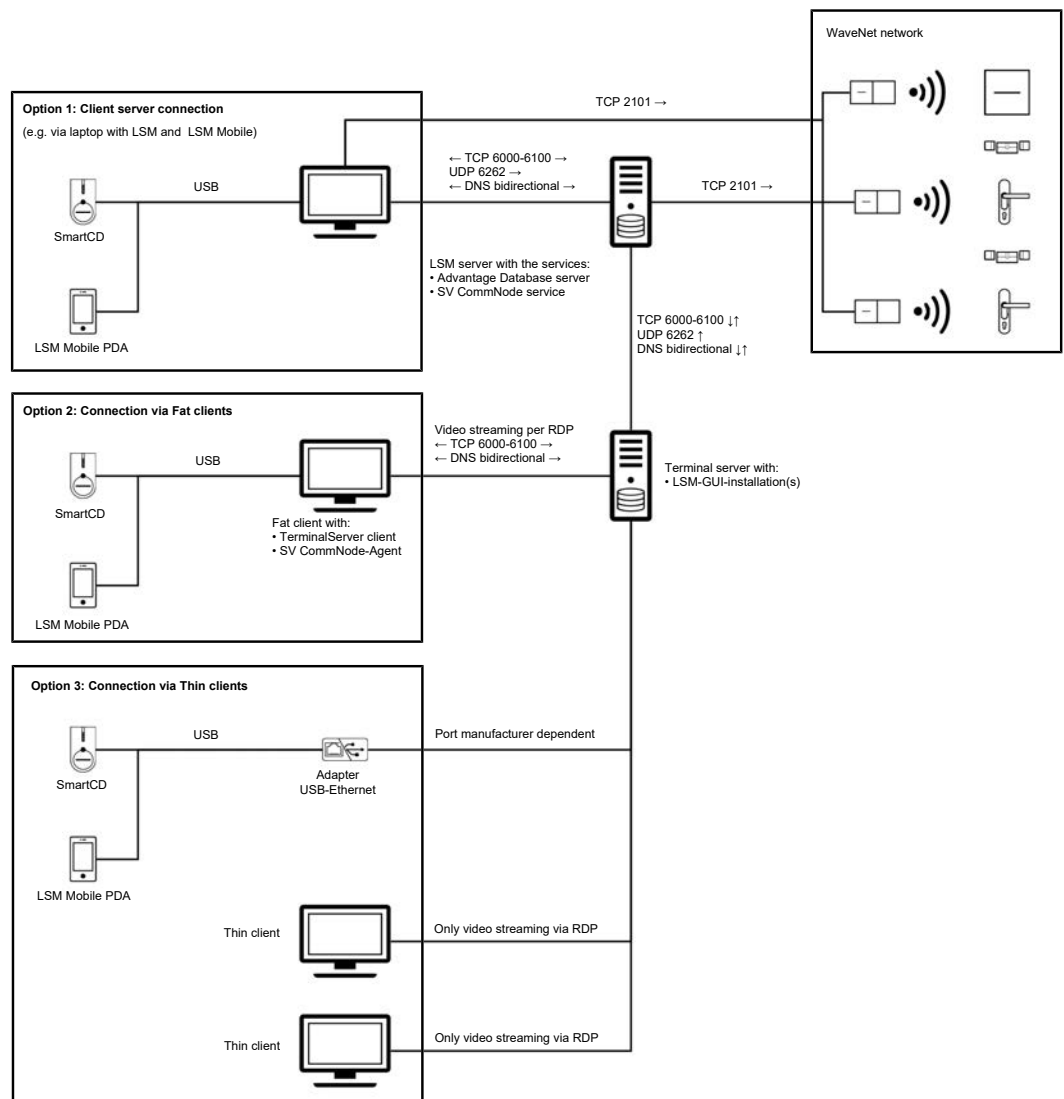


Application	Port	Connection
Advantage Database server and SV CommNode server to LSM-GUI	TCP 6000-6100	server → client
LSM-GUI to SV CommNode server	TCP 6000-6100	client → server
SV VNHost server to SREL3 controller	TCP 9760, 9770	server → SREL3
only updating firmware (optional)	TCP 9780	server → SREL3
LSM-GUI to Advantage Database server	UDP 6262	client → server

Tab. 6: Port description

Bidirectional DNS resolution is required for communication between LSM GUI and SV CommNode server and vice versa.

7. LSM Terminalserver + ONLINE



Local programming of SimonsVoss components is only possible with an additional device (USB Ethernet adapter).

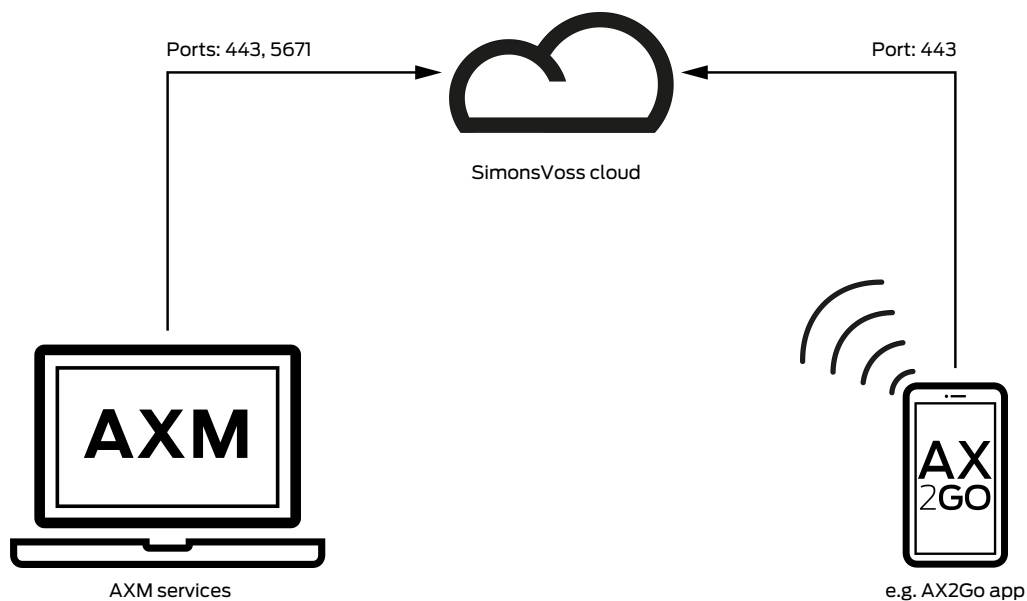
Application	Port	Connection
Configuration of WaveNet components via WaveNet Manager from the client	TCP 2101	client/Terminal → Wave-Net
SV CommNode server to WaveNet	TCP 2101	server → WaveNet
WaveNet to SV CommNode server	TCP 2101	WaveNet → server
Advantage Database server and SV CommNode server to LSM-GUI	TCP 6000-6100	server → client/Terminal

Application	Port	Connection
LSM-GUI to SV CommNode server	TCP 6000-6100	client/Terminal → server
Advantage Database server to SV CommNode-Agent	TCP 6000-6100	server → Fat client
SV CommNode-Agent to Advantage Database server	TCP 6000-6100	Fat client → server
LSM-GUI to Advantage Database server	UDP 6262	client/Terminal → server

Tab. 7: Port description

Bidirectional DNS resolution is required for communication between LSM GUI and SV CommNode server and vice versa or between LSM GUI and SV CommNode agent and vice versa.

8. AXM services and ports used



Port	Function
443	HTTPS data transfer (standard Internet connection)
5671	Identification (if not available, fall back to port 443)



This is SimonsVoss

SimonsVoss, the pioneer in remote-controlled, cable-free locking technology provides system solutions with a wide range of products for SOHOs, SMEs, major companies and public institutions. SimonsVoss locking systems combine intelligent functionality, high quality and award-winning design Made in Germany.

As an innovative system provider, SimonsVoss focuses on scalable systems, high security, reliable components, powerful software and simple operation. As such, SimonsVoss is regarded as a technology leader in digital locking systems.

Our commercial success lies in the courage to innovate, sustainable thinking and action, and heartfelt appreciation of employees and partners.

SimonsVoss is a company in the ALLEGION Group, a globally active network in the security sector. Allegion is represented in around 130 countries worldwide (www.allegion.com).

Made in Germany

SimonsVoss is truly committed to Germany as a manufacturing location: all products are developed and produced exclusively in Germany.

© 2025, SimonsVoss Technologies GmbH, Unterföhring

All rights are reserved. Text, images and diagrams are protected under copyright law.

The content of this document must not be copied, distributed or modified. More information about this product can be found on the SimonsVoss website. Subject to technical changes.

SimonsVoss and MobileKey are registered brands belonging to SimonsVoss Technologies GmbH.

SimonsVoss
technologies

Made in Germany

A BRAND OF


ALLEGION