

TRANSPONDER 3064


IN THE SYSTEM 3060 THE TRANSPONDER SERVES AS A MEANS OF IDENTIFICATION, OPERATING THE FOLLOWING:



DIGITAL LOCKING CYLINDERS



Hold the transponder in front of the cylinder and press the transponder button.



Wait for the acoustic signal indicating that the cylinder has engaged.



Then turn the knob of the digital locking cylinder in the direction of opening ...




... in order to open the door.



DIGITAL SMART HANDLES




Hold the transponder in front of the door fitting and press the transponder button.



Wait for the acoustic signal indicating that the SmartHandle has engaged.



Then press the handle down ...



... in order to open the door.



SMART RELAYS



Hold the transponder in the reception range of the SmartRelay ...



... and press the transponder button.



The SmartRelay allows e.g. an electric door opener to release a door ...



... or a barrier to be opened.